

SECTION 1 INTRODUCTION

1.1 Planning Background

With the passage of the Solid Waste Planning and Recycling Act in 1988, counties were required to develop waste management plans to manage the municipal waste generated within their borders. Sangamon County adopted its first Solid Waste Management Plan (the “Plan”) in 1991 and has since adopted five-year updates in 1996, 2001, 2006, and now 2018 as represented by this document.

1.1.1 Scope of the Sangamon County Plan

The Sangamon County Plan is applicable to all geographic areas of Sangamon County (refer to Figure 2.1 in Section 2). It is also applicable to all units of local government in Sangamon County. This plan is also applicable to the proposed siting of any pollution control facility authorized by this Plan.

A pollution control facility includes disposal facilities such as landfills, mass burn incinerators, alternative disposal technologies, and transfer stations that accept municipal waste. Solid waste plans have specific importance with respect to pollution control facilities that manage waste because such facilities must meet the following criterion (415 ILCS 5/39.2(a)(viii)) to be granted local siting approval (along with 8 other criteria):

If the facility is to be located in a county where the county board has adopted a solid waste management plan consistent with the planning requirements of the Local Solid Waste Disposal Act or the Solid Waste Planning and Recycling Act, the facility is consistent with that plan; for purposes of this criterion (viii), the “solid waste management plan” means the plan that is in effect as of the date the application for siting approval is filed;

Therefore, any pollution control facility proposed to be located anywhere within incorporated or unincorporated Sangamon County must demonstrate that it is consistent with this 2018 Plan Update to receive local siting approval. Recommendations and requirements applicable to pollution control facilities that may have existed in the 1991 Plan or the subsequent Plan Updates are superseded by this 2018 Plan Update, unless otherwise stated.

1.1.2 Development of the 2018 Plan Update

To assist the Sangamon County Board with the development of this Plan Update, a Citizens Advisory Committee (CAC) was formally appointed by the County Board on _____, 2018. The list of the CAC members is contained in Attachment A, along with the agendas and attendance sheets from the CAC’s meetings held on the following dates in 2018: _____. At its meeting on _____, 2018 the CAC approved the draft 2018 Plan Update (the final vote was _____).



At the County level, the 2018 Plan Update was first reviewed by the Sangamon County Public Health, Solid Waste and Zoning Committee on _____. At its meeting on _____ the Committee voted to recommend approval of the Plan Update to the Sangamon County Board. After considering all the comments of the public after the 30-day public comment period, and acknowledging the hard work of the CAC, the Sangamon County Board approved the 2018 Plan Update on _____ (the County Board resolution adopting the 2018 Plan Update is in Attachment B).

1.2 Organization of the 2018 Plan Update

The remainder of the 2018 Plan Update is organized as follows:

- Section 2 – Waste Generation and Management
- Section 3 – Implementation Status of the 2006 Plan Update
- Section 4 – Recommendations for the 2018-2023 Planning Period

Several attachments have also been included in the 2018 Plan Update:

- Attachment A – Citizens Advisory Committee Members, Agendas and Attendance Sheets
- Attachment B – Sangamon County Board Resolution Adopting the 2018 Plan Update
- Attachment C – IEPA Plan Update Form



SECTION 2

WASTE GENERATION AND MANAGEMENT

2.1 Introduction

This section of the 2018 Plan Update provides updated information on demographics, and waste generation and management within Sangamon County. Sangamon County has not revisited its original waste generation estimates since the 1990-1991 planning process. At that time the State provided planning grants to counties to do more detailed studies of waste generation, and typically counties hired consultants to conduct such studies (as Sangamon County did). To update the information on the County's waste generation and management, the County conducted surveys of the municipalities, haulers and waste management facilities that manage the County's municipal waste. That data is presented in this section.

It should be noted the data on the County's recycling rate is limited to what was collected from the haulers. It does not include data from individual retailers (many recycle cardboard and plastic film internally) and local scrap yards, which it is recommended the County to attempt to quantify in subsequent years. However, the more important metric to monitor is the amount of waste disposed per person per day, because tracking waste disposed provides credit for source reduction and reuse efforts, which are otherwise nearly impossible to track, and ultimately the goal of a solid waste plan is to divert as much material from final disposal as possible and into the economic mainstream, creating a more circular economy. In addition, tracking the amount of waste disposed countywide, using the hauler and landfill surveys, is easier, more accurate and less time consuming than tracking down all the recycling and composting activity in the county.

2.2 Planning Area

Sangamon County is comprised of 26 municipalities and 24 townships (refer to Figure 2.1). Historically, the "planning area" has consisted of all of Sangamon County, both incorporated and unincorporated areas.

2.3 Demographics

Projections of population, households and employment (refer to Table 2.1) for Sangamon County and the planning area were developed using Census data and SangStat.



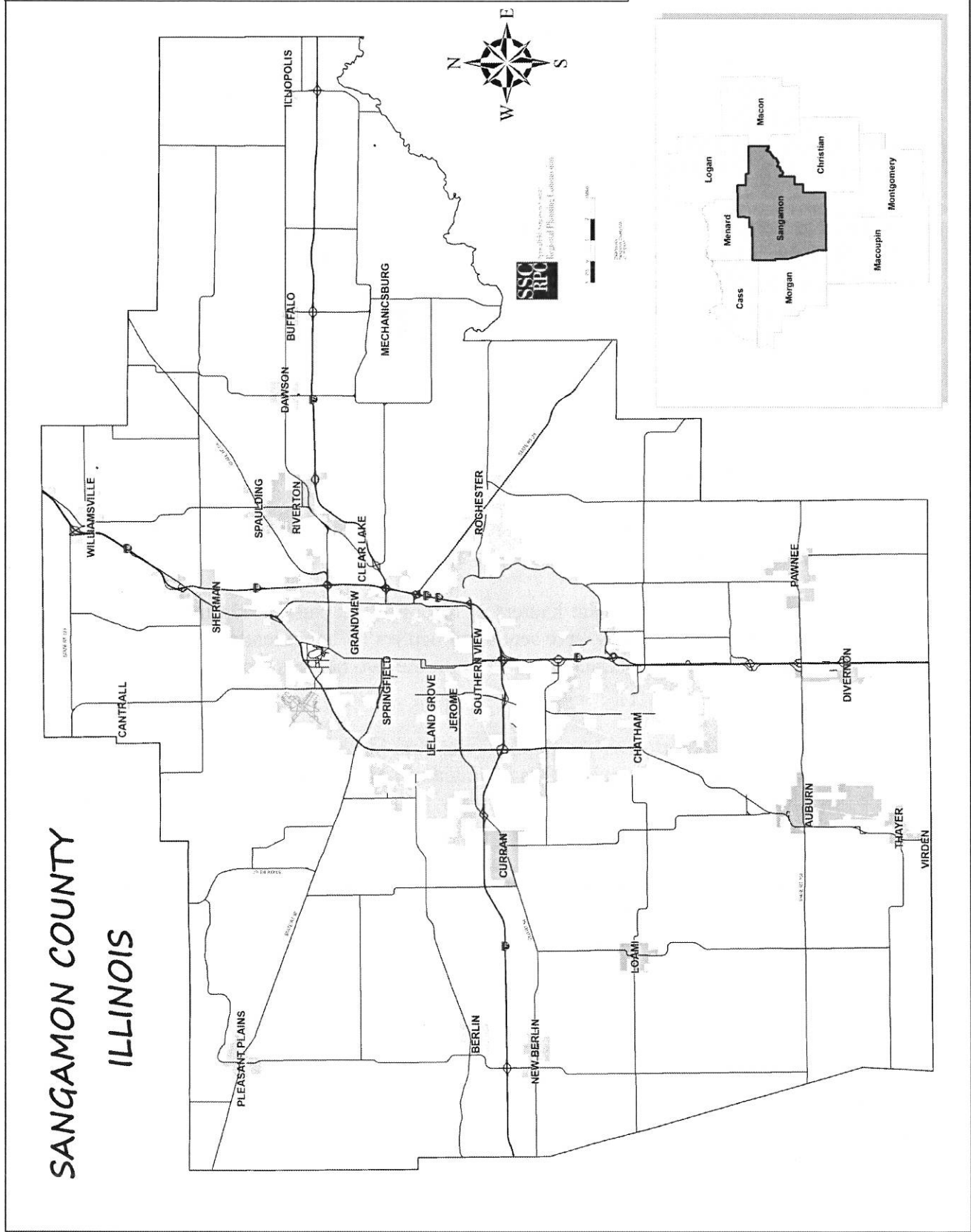
TABLE 2.1 SANGAMON COUNTY DEMOGRAPHICS

	1990	2000	2010	Increase (%) from 1990	2015 Estimate
Population					
Sangamon County	178,749	188,951	197,465	10.5%	198,496
Households					
Sangamon County		78,722	82,986		82,959
Employment					
Sangamon County			126,750		129,544
Notes: 1. Source for population and household data was the U.S. Census Bureau. 2. Source for the employment data was the June 2017 SangStat report prepared by the Springfield-Sangamon County Regional Planning Commission.					

According to SangStat's June 2017 report Sangamon County's rate of population growth has declined from a growth rate of 10.5% between 1990-2010 to a growth rate of 4.4% from 2000-2010. With population growth slowing the County is also experiencing a decline in the growth of households. Finally, the employment estimates show a slow increase in employment in the County since 2010, but on overall decrease from 2005 to 2015 of 1.1% according to the SangStat report. This data on demographics is useful when evaluating waste generation rates in Sangamon County as waste generation is closely linked to population and employment trends. For the next five-year planning period it was assumed that Sangamon County's population and employment will increase very gradually, but not enough to warrant any significant planning concerns.



FIGURE 2.1 SANGAMON COUNTY PLANNING AREA



2.4 Waste Generation

This section presents updated waste generation information for the Sangamon County. The 1991 Solid Waste Management Plan estimated that County residents generated an average of 6.96 pounds per person per day (including residential, commercial and industrial waste, but no special or hazardous waste), approximately 636 tons per day county-wide or 232,102 tons per year in 1990. Of the total amount generated in 1990, 11,427 tons was recycled for a recycling rate of 5 percent (11,427/232,102).

As stated in Section 1, the County has not attempted to quantify waste generation data since the first Plan; the remainder of this subsection will present data collected from the haulers and landfills servicing Sangamon County for calendar year 2016. To protect the confidentiality of the haulers' data on the amount of waste, recyclables and landscape waste they collected from Sangamon County sources in 2016, the data was aggregated.

The remaining subsections provide data on the amount of waste, recyclables and landscape waste generated in Sangamon County, based on locally collected data.

2.4.1 Disposal Rate Calculation

Municipal waste (MW) disposal rates (amount of waste taken to landfill) for 2016 are presented in Table 2.2. The following data sources were used to develop annual waste disposal rates:

1. Hauler data reported by the haulers in response to a survey administered by Sangamon County in 2017. Surveys were sent to 14 haulers (WMI recently acquired Illini Disposal) and responses were obtained from 12, with the two non-responders being relatively small haulers.
2. Landfill data reported by the landfill operators in central Illinois that receive waste from Sangamon County, these landfills included: 1) Sangamon Valley LF, Sangamon County, 2) Christian County LF, Christian County, 3) ADS Valley View LF, Macon County, and 4) Hickory Ridge LF, Pike County.

The hauler data and the landfill data as reported to the County for 2016 are shown in Table 2.2. Table 2.2 also shows the tonnage data as estimated in the 1991 Plan for comparison purposes. As the data show, the per capita disposal rates as estimated from the three different sources (1991 Plan, 2016 hauler survey data, and 2016 landfill survey data) are very close. The County has chosen to utilize the hauler reported data for its final estimates in this Plan Update. This will allow the county to continue to use this database for future plan updates, and provide for a consistent data base for planning purposes.

As shown in Table 2.2, disposal rates have decreased about 8 percent from 6.62 pounds per person per day (the 1991 Plan estimate) to 6.07 pounds per person per day according to the 2016 hauler reported data.



TABLE 2.2 SANGAMON COUNTY DISPOSAL DATA, 2016

Data Source	1990-1991 Planning Data	2016 Survey Data
Tonnage Data		
Hauler Reported per 2017 Survey	NA	219,905
Landfill Reported per 2017 Survey	NA	170,443
Total Municipal Waste (MW) to Landfill	220,675	NA
Disposal Rate Calculations		
Sangamon County Population	182,729	198,496
Municipal Waste Disposal Rate, 1990	6.62	NA
Municipal Waste Disposal Rate, Hauler Data, 2016	NA	6.07
Municipal Waste Disposal Rate, Landfill Data, 2016	NA	4.71
Notes: 1. The 1990 MW to landfill was calculated by multiplying the 1990 population times 6.96 pounds per person per day, minus the amount reported recycled in 1990 (11,427 tons). 2. Disposal rates are reported in pounds per person per day. 3. NA means Not Applicable.		

2.4.2 Recycling and Landscape Waste Quantities

The hauler survey conducted by the County included questions about the quantity of recyclables and landscape waste collected from the residential sector and the combined commercial/industrial sector in 2016. Overall, the County diverted 18,708 tons of recyclables and landscape waste for a recycling rate of approximately 8 percent (18,708/238,613). Since 1990 the County has increased its tons recycled/composted annually from 11,427 tons to 18,708 tons, an increase of 63 percent. The residential sector accounted for 11,808 tons recycled/composted and the commercial/industrial recycled/composted 6,900 tons. Table 2.3 summarizes the final waste generation rates, along with the recycling and composting data.

2.4.3 Summary Waste Generation

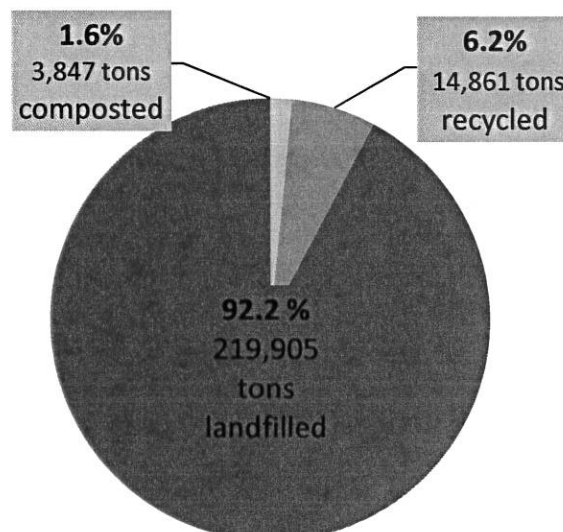
Municipal waste generation tonnages and per capita rates for 2016 are summarized in Table 2.3, based on the disposal and recycling/composting data reported in the hauler surveys and using the 2015 Census population estimate of 198,496 residents to calculate the per person per day generation rates. For 2016 it is estimated the County generated 238,613 tons or 6.59 pounds per person per day as compared to 6.96 pounds per person in 1990. This downward trend may be partially explained by the light weighting of packaging and consumer goods, so while the County's residents may be generating the same or more individual items of waste, the weight of each of those items is generally less than they were in 1990.



TABLE 2.3 SANGAMON COUNTY WASTE GENERATION (2016)	
	2016
Waste Generation, Annual Tonnage	
Residential Landfilled	134,967
Residential Recycled	7,795
Residential Composted	3,807
Commercial/Industrial Landfilled	35,382
Commercial/Industrial Recycled	3,977
Commercial/Industrial Composted	40
Construction & Demolition Debris/Roll-off/Compactor Landfilled	49,556
Construction & Demolition Debris/Roll-off/Compactor Recycled	3,089
Total MSW Generation (tons per year)	238,613
Waste Generation, Pounds Per Person Day	
Residential	4.05
Commercial/Industrial	1.09
Construction & Demolition/Roll-off/Compactor	1.45
Total MSW Generation Rate (pounds per person per day)	6.59

Based on the preceding information, Sangamon County is estimated to have diverted 7.8% of the waste generated in the County from disposal in 2016. The remaining 92.2% of waste was landfilled (see Figure 2.2). More information on waste management methods and the facilities utilized is provided in Section 2.5 of this Plan Update.

FIGURE 2.2 WASTE MANAGEMENT METHODS (2016)



2.5 Waste Management Methods

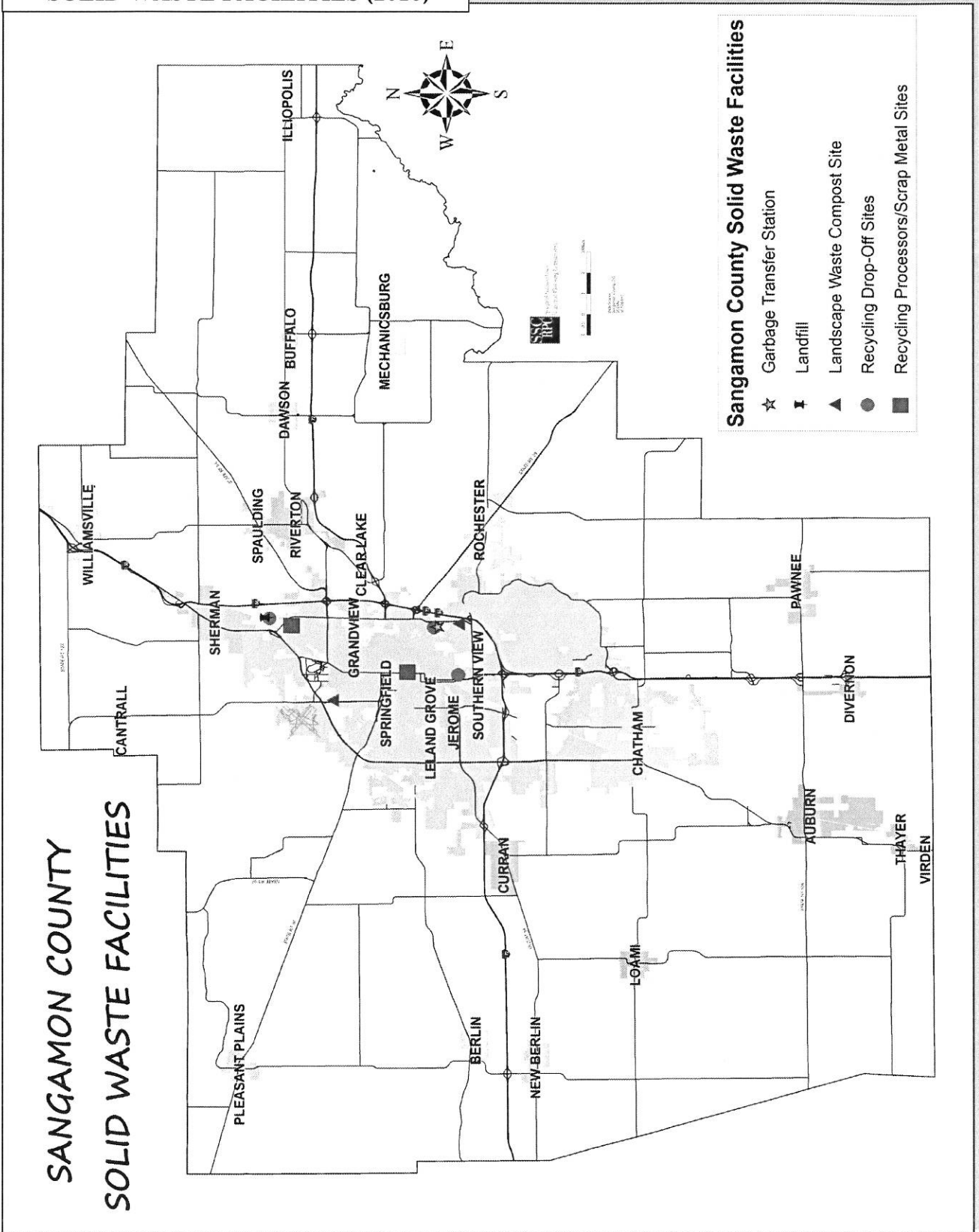
2.5.1 Current Waste System

Sangamon County relies on a regional network of landfills, transfer stations, material recovery facilities (MRFs), compost sites, recycling drop-offs and metal scrap recyclers to manage the approximately 238,613 tons generated annually. These facilities located in Sangamon County are shown on Figure 2.3. Facilities not shown on the map, located in other counties, include:

- Advanced Disposal Services' Valley View Landfill in Macon County
- Waste Management, Inc.'s Five Oaks Recycling and Disposal Facility in Christian County
- Peoria Disposal Company's Hickory Ridge Landfill in Pike County
- Peoria Disposal Company's Morgan County Transfer Station
- Midwest Fibers' MRFs located in Decatur (Macon County), and Bloomington/Normal (McLean County)
- Decatur Composting Inc.'s compost site in Decatur (Macon County)
- Macon County Composting's compost site in Decatur (Macon County)



**FIGURE 2.3 SANGAMON COUNTY
SOLID WASTE FACILITIES (2016)**



According to discussions with the haulers, the County's waste is disposed of in four different landfills, with the majority taken to either the Sangamon Valley Landfill or Five Oaks Landfill. According to data received from the landfills, in 2016 Sangamon County exported 92,873 tons outside of the county or 54% of the total amount landfilled. Table 2.4 shows the capacity, as of January 1, 2017, as reported by the landfills to the IEPA. As Table 2.4 indicates, the landfills utilized by Sangamon County have significant remaining capacity.

TABLE 2.4 LANDFILL CAPACITY INFORMATION					
Facility	Capacity (01/01/17)		Throughput (2016)		Remaining Life (Years)
	Gate Cu. Yds.	Tons	Gate Cu. Yds.	Tons	
Sangamon Valley LF	5,745,767	1,741,142	301,153	91,258	19.1
Five Oaks LF	24,033,049	7,282,742	712,774	215,992	33.7
Valley View LF	19,376,987	5,871,814	531,700	161,121	36.4
Hickory Ridge LF	3,010,756	912,350	456,977	138,478	6.6
Notes:					
1. Source: IEPA, Illinois Landfill Disposal Capacity Report, July 2017. Capacities reported to IEPA in gate cubic yards converted to tons using IEPA conversion factor of 3.3 gate cubic yards per ton.					
2. Capacity information is for permitted capacity and does not include any capacity that may have local siting approval but is not yet permitted.					

2.5.2 Municipal Waste Management Information

The County issued a survey to the 26 municipalities in the county and received responses from all 26. The survey asked questions regarding the role of the municipality in providing for or regulating in any way the residential waste hauling and recycling services, which haulers operated in the municipality, if curbside or drop off recycling was provided and other general information as presented in Table 2.5. Findings from the municipal survey include:

- Five municipalities have an exclusive franchise contract with one hauler, six regulate haulers via licensing, one utilizes a local ordinance and the remaining 11 who answered the question have an open, subscription system. Overall, except for the five municipalities with an exclusive franchise contract, the remaining towns allow the residents to choose among several haulers who operate within the corporate limits.
- Eighteen municipalities have a curbside recycling option for their residents, which range in participation. Only four towns that have curbside recycling have data on the programs.
- Thirteen towns offer some sort of drop-off site or special collection event. Three of the towns responding to this question had permanent drop-off, most responding indicated the events were mainly spring or fall clean-up events, or special collections for electronics.
- The majority of municipalities indicated a willingness to evaluate more recycling options, and to work with the County on the Plan Update. One municipality indicated it was contemplating a possible exclusive franchise to reduce road wear and tear, and to reduce rates.



TABLE 2.5 MUNICIPAL SURVEY RESULTS, SANGAMON COUNTY PLAN UPDATE

Sangamon County Municipality	Franchise Contract with Hauler	License Hauler	Regulate services through ordinance	Open Subscription	License or regulate commercial hauling	Curbside Recycling Offered to Residents	Drop-off or Special Event Recycling for Residents	Does Municipality Have Recycling and Disposal Data	Interested in Evaluating Options to Increase Recycling	Hauler(s) Operating in Municipality
City of Auburn				x				x	x	FLW, WM
Village of Berlin				x			x			FLW, RS
Village of Buffalo	x					x			x	WM
Village of Cantrall										LA, RS, WM
Village of Chatham		x			x	x	x		x	LA, RS, WM
Village of Clearlake				x						LA, RS, WM
Village of Curran				x			x		x	FLW, LA, WM
Village of Dawson	x								x	WM
Village of Divernon	x				x	x		x		FLW
Village of Grandview		x			x	x	x		x	LA, RS, WM
Village of Illiopolis	x				x	x	x		x	ADS
Village of Jerome					x				x	
City of Leland Grove				x		x			x	LA, RS, WM
Village of Loami				x		x	x			CW,FLW, LA
Village of Mechanicsburg	x					x		x		ADS
Village of New Berlin				x		x	x		x	FLW, RS
Village of Pawnee				x		x	x			FLW, LA, WM, RS
Village of Pleasant Plains		x				x			x	LA, PDC, RS
Village of Riverton		x				x			x	LA, RS, WM
Village of Rochester		x								CLE, LA, RS, WM
Village of Sherman				x		x	x		x	LA, RS, WM
Village of Southern View		x			x	x	x			LA, RS, WM
Village of Spaulding				x		x	x		x	LA, RS, WM
City of Springfield			x			x	x	x	x	LA, RS, WM
Village of Thayer						x			x	FLW
Village of Williamsville					x	x	x		x	LA, RS, WM
Notes: 1. "X" denotes that the municipality does provide the service or program. 2. "DO" denotes drop-off, and "SE" denotes special event. 3. Hauler abbreviations: ADS-Advanced Disposal System, CW-Capitol Waste, CLE-Cleeton Sanitation Service, FLW-Flowers Sanitation, LA-Lake Area Disposal, RS-Republic Services, WM-Waste Management, Inc, PDC – Peoria Disposal Company										



A summary of waste disposal, recycling and landscape waste data and rate information is provided in Table 2.6 for several municipalities in the County that provided the data in their responses to the municipal survey.

TABLE 2.6 2016 RESIDENTIAL WASTE, RECYCLING AND RATE DATA						
Municipality	Recycling (tons)	Yard Waste (tons)	Disposed (tons)	Generated (tons)	Diver sion (%)	Rate Information
City of Auburn	0	0	1,872	1,872	0%	\$20 per month for refuse
Village of Berlin						\$20 per month for refuse
Village of Buffalo						\$18.95 per month for refuse
Village of Cantrall						\$18 to \$21.67 per month for refuse
Village of Curran						\$19 per month for refuse
Village of Divernon						\$15 per month for 95 gallon refuse; \$10 per month for biweekly recycling in 95 gallon
Village of Illiopolis						\$14.60 per month for refuse
City of Springfield	4,423.6	1,119.5	31,410.7	36,953.7	15%	Ordinance caps rates at \$15 per month (1 can), \$18 per month (2 can), both options include curbside recycling.
Village of Thayer						\$19 per month for refuse; \$20 per month for recycling
Village of Williamsville						\$15 (1 can) or \$18 (2 can) with weekly recycling; \$18 per month with biweekly recycling

The hauler survey also provided information on the estimated recycling participation rate for the haulers' residential and commercial customers. Without naming the haulers the estimated rates by hauler were:

- Hauler A: 51% residential, 12% commercial
- Hauler B: 65% residential, 45% commercial



- Hauler C: 0% residential, 0% commercial
- Hauler D: 0% residential, 0% commercial
- Hauler E: 10% residential, 0 % commercial
- Hauler F: 50% residential, 1% commercial
- Hauler G: 85% residential, 15% commercial
- Hauler H: 0% residential, 0% commercial
- Hauler I: 17% residential, 0% commercial
- Hauler J: 50% residential, 15% commercial

The hauler and municipal surveys show a wide variance in recycling participation rates and the types of recycling programs offered to residents. This along with a lack of data on the tonnages associated with recycling programs on a municipal level indicate the need to further evaluate what changes, if any, should be pursued at the municipal level to ensure more comprehensive recycling programs and data gathering.

2.6 Waste Composition

The Illinois Recycling Association (IRA) and Illinois Department of Commerce and Economic Opportunity (DCEO) commissioned a study, the *Illinois Commodity/Waste Generation and Characterization Study*, of waste generation and composition in Illinois dated March 30, 2015. As part of the IRA/DCEO study, nine samples of waste were taken from the Sangamon Valley Landfill in 2014 and sorted into approximately 80 constituent components. Five of the samples were taken from loads of primarily residential waste, and four were taken from loads of primarily institutional/commercial/industrial (ICI) waste.

The results of the composition study are summarized in Table 2.7, and show the general constituent breakdown for the Sangamon Valley Landfill sorts, and the comprehensive data on statewide averages for a more detailed constituent list. Sangamon County was fortunate to have access to data that reflects the waste landfilled by its residents and businesses, though the number of samples was somewhat limited they did point to some trends we are seeing statewide as well: 1) organics represent the largest major category of landfilled wastes and is a target of more advanced diversion programs throughout North America (now over 400 curbside organics collection programs), 2) significant quantities of valuable materials are still landfilled and not recycled, Sangamon County residents are throwing away nearly 1,100 tons of aluminum per year worth \$1.4 million (assuming \$1,300 per ton), and 3) construction and demolition (C&D) debris is prevalent in the Sangamon County samples (as well as statewide) and represents a waste stream the County may want to focus on for future diversion programs.



TABLE 2.7 COMPOSITION OF LANDFILLED WASTE (BY WEIGHT)

Material	Sangamon Valley LF-Residential Waste	Sangamon Valley LF- ICI Waste	Illinois Average
Paper	22.1 %	20.4%	23.0%
Newspaper			1.9%
Corrugated			9.1%
Other Paper			12.0%
Plastic	14.7%	12.2%	16.2%
#1 - #7 Containers			4.0%
Plastic Film			7.7%
Other Plastic			4.5%
Glass	3.8%	3.1%	3.2%
Metal	3.5%	1.7%	4.2%
Aluminum Cans			0.5%
Tin Cans			0.9%
Other Metal			2.8%
Organics	33.2%	16.5%	27.9%
Yard Waste			3.1%
Food Scraps			18.0%
Other Organic			6.8%
Inorganics	1.2%	15%	4.1%
Computers/Electronics			1.0%
Appliances			0.4%
Tires			0.2%
Other Inorganic			2.5%
Textiles	3.1%	1.2%	5.1%
HHW	0.6%	0.02%	0.6%
Construction/Demolition	17.7%	29.4%	15.2%
Wood			8.0%
Other			7.2%
Total	99.9%	100.0%	100.0%
# Samples01	5	4	263

Source:

1. CDM, *Illinois Commodity/Waste Generation and Characterization Study*, March 30, 2015



SECTION 3

IMPLEMENTATION STATUS OF THE 2006 PLAN UPDATE

The 2006 Plan Update was adopted by the Sangamon County Board on November 14, 2006 and has acted as a policy document for Sangamon County's overall solid waste management program. As Sangamon County transitions to its 2018 Plan Update it is important to review the progress made in implementing the recommendations contained in the 2006 Plan Update. This section provides such a review by listing each of the 2006 Plan Update recommendations and commenting on the implementation status of each recommendation.

3.1 Implementation Status

Table 3.1 contains a listing of the recommendations contained in the 2006 Plan Update with respect to the following major plan components:

- Source Reduction
- Recycling and Reuse Activities
- Combustion for Energy Recovery
- Combustion for Volume Reduction
- Disposal in Landfills
- New Landfill or Landfill Expansion
- Transfer Stations
- Intergovernmental Agreement

For each listed recommendation information has been provided as to whether the recommendation was implemented or not during the past 12 years. Additional comments have also been provided for many of the recommendations.



Table 3.1 Implementation Status of the 2006 Plan Update Recommendations		
Source Reduction	Recommendation	Status of Implementation
S1	Review and evaluate the use and effectiveness of the Business Materials Exchange.	
S2	Develop ways to measure source reduction.	
S3	Review Sangamon County ordinance which recommends volume based prices and one garbage can limits to be undertaken in communities where feasible.	
S4	Support initiatives to help local construction/demolition (C/D) contractors to assist with waste reduction for C/D materials.	
S5	Encourage local government procurement specifications to incorporate good source reduction practices and favor products made with recycled content.	
Recycling and Reuse Activities	Recommendation	Status of Implementation
R1	Re-evaluate the requirement for waste haulers to complete semi-annual waste and recycling reports as a condition of licensing by the County.	
R2	Publicize the location of businesses which will accept oil and tires for a small fee from residents.	



Table 3.1 Implementation Status of the 2006 Plan Update Recommendations

R3	Help distribute the City of Springfield's booklet "Room to Room: A Household Guide to Recycling and Reuse" with the inclusion of a rural County guide for recycling and resources.	
R4	Enhance Recycling Cadets pilot program for rural County schools.	
R5	Encourage the use of non-profit reuse centers.	
R6	Enhance Holiday Recycling Program which include collecting used/unused cards re-crafted for senior citizens.	
R7	Explore establishing an Unwanted Medication Disposal program for the entire County.	
R8	Explore purchasing a software program that electronically maintains landfill usage, hauler waste totals and community recycling totals.	
R9	Recognize outstanding community or business recycling, reuse, or source reduction programs in order to provide positive feedback in communities through the Community Advisory Committee (CAC).	
R10	Share information with the CAC regarding the Illinois Department of Transportation's Adopt-a-Highway clean-up program.	
R11	Refer businesses to the IEPA Prevention Pollution Program regarding measures for pollution prevention and ways to reduce the toxicity of waste.	



Table 3.1 Implementation Status of the 2006 Plan Update Recommendations

R12	Evaluate existing recycling drop-off sites and the need for new locations to serve residents in both incorporated and unincorporated rural areas.	Implemented. In 2016 Sangamon County hired a consultant and conducted a study of the feasibility and cost of implementing drop-off sites in the county. During that study, the City of Springfield enacted an ordinance requiring the haulers who service Springfield residents to provide a drop-off location for recyclables. There are now 3 drop-off locations for recyclables in Sangamon County.
R13	Support initiatives to help local construction/demolition (C/D) contractors identify potential recycling or end-use markets for C/D materials.	
R14	Evaluate the feasibility of farmers applying landscape waste to fields at IEPA approved agronomic rates.	
R15	Continue a form of electronics recycling collection programs.	Implemented. In 2011 the County held an electronics recycling event that collected 39,396 pounds from 276 vehicles. In 2012 the County held an electronics recycling event that collected 63,155 pounds of electronics from 536 vehicles.
R16	Encourage and assist County schools to utilize electronic technologies as teaching tools allowing them to become 50-90% paperless environment.	



Table 3.1 Implementation Status of the 2006 Plan Update Recommendations

R17	Evaluate CAC's role and responsibilities to the Solid Waste Management Planning Committee.	
Combustion for Energy Recovery	Recommendation	Status of Implementation
CE1	The use of combustion for energy recovery is not recommended for managing Sangamon County's solid waste for the next five years. The term "solid waste" does not include medical waste or dead animal carcasses.	Implemented. No siting applications have been submitted in Sangamon County to combust the County's solid waste.
Combustion for Volume Reduction	Recommendation	Status of Implementation
CV1	The use of combustion for volume reduction is not recommended for managing Sangamon County's solid waste for the next five years. The term "solid waste" does not include medical waste or dead animal carcasses.	
Disposal in Landfills	Recommendation	Status of Implementation
LF1	Other solid waste disposal options specifically researched in the County's 1991 Solid Waste Management Plan, including solid waste incineration, refuse-derived fuel, and solid waste composting are not recommended, at this time, for managing Sangamon County's waste for the next five years.	Implemented. The County continues to rely on the existing capacity in the landfills that accept waste from the County. The landfill capacity in these landfills is significant. No siting application has been submitted for any of the types of facilities not recommended in the Plan.



Table 3.1 Implementation Status of the 2006 Plan Update Recommendations		
LF2	Any alternative technology, including incineration, for managing unwanted medications will be deemed inconsistent with the Sangamon County Plan, whether in an incorporated or unincorporated area.	Implemented. No siting application has been submitted for such a facility.
LF3	Sangamon County has an existing Host Agreement with the Sangamon Valley Landfill. Any expansion of the Sangamon Valley Landfill which falls under the State's siting process shall require the negotiation of a new Host Agreement, regardless of whether Sangamon County is the siting authority or not. In addition, any other new landfill proposed in Sangamon County shall require negotiation of a host agreement with Sangamon County, regardless of whether Sangamon County is the siting authority or not.	Implemented. There have been no siting applications for a landfill expansion or new landfill.
LF4	Any new host agreement must be negotiated with the County prior to submittal of the siting application to the governing authority. The host agreement for a landfill expansion or new landfill must include: 1) no hazardous or e-waste accepted, 2) long term capacity guarantee, 3) a host fee with annual CPI escalator, 4) property value protection plan, 5) a domestic well protection plan, 6) indemnification from liability from landfill operations, 7) assignment of rights clause, 8) environmental protection mechanism, and 9) unrestricted access to permitting and environmental records.	Implemented. There have been no siting applications for a landfill expansion or new landfill



Table 3.1 Implementation Status of the 2006 Plan Update Recommendations

New Landfill or Landfill Expansion	Recommendation	Status of Implementation
LF5	It shall be the sole responsibility of the private waste industry to identify sites in the County for a new landfill or landfill expansion. Any siting process identified in the 1991 Solid Waste Management Plan shall not apply to future landfill siting in Sangamon County.	Implemented. There have been no siting applications for a landfill expansion or new landfill.
Transfer Stations	Recommendation	Status of Implementation
TS1	Sangamon County will continue to rely on the WMI's transfer station in Springfield to manage a portion of its solid waste for the next five years. During the next five years the Plan will allow for the expansion of the existing WMI Transfer Station or of the proposed siting of another transfer station. The County will rely on the private sector to determine the need for a transfer station and to site, permit, develop and own such additional capacity. All new transfer stations or the expansion of an existing transfer station shall require the negotiation of a host agreement with the county prior to filing a siting application. The host agreement must include provisions for accepting Sangamon County generated solid waste and payment of a host fee to the county. (Note: the above text is from the 2001 Plan Update and is still applicable to the 2006 Plan Update.) Sangamon County's host agreement with Waste Management Inc.'s transfer station in Springfield expired in 2003	Implemented. There have been no siting applications to expand an existing transfer station or build a new one.
Intergovernmental Agreement	Recommendation	Status of Implementation



Table 3.1 Implementation Status of the 2006 Plan Update Recommendations

IA1	Sangamon County and Springfield entered into an intergovernmental agreement that addresses the roles of the County and City in implementing the Plan Update, coordination of efforts by each entity, and the funding of solid waste programs in the County.	Implemented. Both the County and City continue to collaborate on implementing the Sangamon County Solid Waste Plan. In 2012 a HHW event was held and collected HHW from 2,071 vehicles.
------------	---	---



SECTION 4 RECOMMENDATIONS FOR THE 2018-2023 PLANNING PERIOD

4.1 Introduction

This Section of the 2018 Plan Update contains the policy recommendations approved by the Citizens Advisory Committee (CAC) and the Sangamon County Board. Several of the recommendations from the 2006 Plan Update are still included in this Plan Update, along with several new recommendations.

The recommendations in Section 4.2 have been organized according to the following planning categories:

- Public Information and Education
- Source Reduction and Reuse
- Recycling and Composting
- Landfilling
- Waste Transfer Stations
- All Other Disposal Technologies
- Organization and Administration

4.2 Planning Recommendations for 2018-2023

The following recommendations represent the key elements of the 2018 Plan Update. As discussed in Section 1, the recommendations regarding pollution control facilities requiring local siting (Sections 4.2.4, 4.2.5 and 4.2.6) per Section 39.2 of the Illinois Environmental Protection Act (415 ILCS 5/39.2) are the recommendations that a proposed pollution control facility must demonstrate consistency with to be granted siting approval under siting criterion 8 of Section 39.2.

4.2.1 Public Information and Education

- P.1 Develop, in conjunction with the Regional Leadership Council (represents the municipalities in the County) and the material recovery facilities utilized by the County (primarily Midwest Fiber and Lake Area Disposal), a new residential recycling flyer on how to properly recycle. A similar flyer should be developed for commercial/institutional recycling.
- P.2 The County should update its website content and increase its social media outreach to inform residents and businesses on why and how to recycle and compost, and to provide information on special collection events for electronics, tires, household hazardous waste (HHW), and other materials.



- P.3 The County's Recycling Coordinator (see recommendation O.1) should work with schools throughout the County to implement recycling programs and to assist with curriculum that teaches students the importance of recycling and composting, and how to properly recycle and compost.

4.2.2 Source Reduction and Reuse

- S. 1 Compile and maintain a list of locations in Sangamon County that accept items for reuse (e.g., Goodwill, Habitat for Humanity-Restore, Salvation Army, consignment shops), and make the list available on the County's website.
- S.2 Evaluate the County's procurement policy and business operation practices to determine if opportunities exist to reduce the amount of resources used (e.g., require double sided copying, encourage less printing of electronic files, buy items with longer product lives, purchasing used furniture).
- S.3 Evaluate whether to bulk purchase compost bins to promote backyard composting of landscape waste and food scraps (minus meat and bones). The compost bins would be sold to the public at a reasonable rate at a special event and/or ongoing basis.

4.2.3 Recycling and Composting

- R.1 Evaluate current recycling in County and municipal buildings and implement new or improved programs. Require the County's and municipalities' waste and recycling hauler to assist with better tracking of waste and recycling volumes so the units of local government can assess the effectiveness of their programs. The County's Recycling Coordinator should also work with Illinois State agencies located in the County to assess their current recycling programs and work with the State to implement new programs and/or enhance existing programs.
- R.2 The County's Recycling Coordinator should develop a more complete survey of current recycling (the data presented in Section 2 is admittedly limited to data provided by the haulers, much material is managed on site by retailers, such as cardboard and plastic film, and also by local scrap yards) in Sangamon County for calendar year 2019. While continuing to track the recycling and composting rates, the County's primary metric will be the amount of waste disposed per person per day. The current rate is 6.07 pounds per person per day, the goal will be to reduce the disposal rate by 10% by 2023 or 5.46 pounds per person per day.
- R.3 The County's licensing ordinance (Chapter 8.04 - Solid Waste Management) should be amended as follows:
- the quarterly reporting requirement for licensed haulers should be reduced to an annual reporting requirement, and be enforced by the County;



- to require the haulers to report data on landscape waste volumes collected, and where the landscape waste was taken to be composted or land applied; and
 - to require the haulers to offer curbside recycling to their residential clients in unincorporated Sangamon County. This offer should be in writing to the customer at least once every three years (a standard notice to residents in a bill or some other communication). It is then up to the customer to enroll in the additional recycling service.
- R.4 The County's Recycling Coordinator should develop and maintain a database of locations in Sangamon County that accept recyclables (the drop-off sites), metals (scrap yards), used oil, used tires, electronics, clothing and textiles, appliances, sharps and needles, pharmaceuticals, and other items of interest to residents. This database should be maintained on the County's website and prepared as a handout for the public as well.
- R.5 The County's Recycling Coordinator should provide assistance to municipalities in the County to increase access to curbside or drop-off recycling. Options to consider include: 1) strengthening local licensing ordinances to require that recycling be offered to residents, 2) implementing a franchise for the collection of residential waste and recyclables and require that all households be provided a recycling container as part of the franchise or that the hauler provide a drop-off location in the town for recyclables (franchise power is authorized by 65 ILCS 5/11-19-1), 3) enacting an ordinance (City of Springfield's approach) establishing upper limits for charges to residents and requiring that cost include curbside recycling service, and 4) better informing residents of curbside recycling services currently available from haulers operating in the town.
- R.6 Any municipality that currently has a residential franchise or that implements one in the future should evaluate whether to include multi-family dwellings in the franchise and require that recycling services be included in the program.
- R.7 The County and townships should evaluate whether to implement franchise hauling in the unincorporated areas utilizing authority provided in State statute (county code is 55 ILCS 5/5-1048, and township code is 60 ILCS 1/210 et. seq.). The franchise should include the provision of curbside or drop-off recycling.
- R.8 The County and municipalities should evaluate whether to implement a franchise for non-residential (commercial sector) entities, and to include recycling in any request for proposal (RFP) and ultimate awarded commercial franchise contract.
- R.9 The County's Recycling Coordinator should provide assistance to local businesses that are interested in implementing recycling programs and should actively offer this service to the business community in Sangamon County.
- R.10 The County and municipalities should evaluate whether there is sufficient infrastructure in place to recycle construction and demolition debris, and if not, what measures can be taken to develop an infrastructure. Both McLean County and Peoria County have active



construction and demolition debris programs that may act as a model to Sangamon County.

- R.11 The County should evaluate whether the most effective way to collect used electronics from the residential sector (under the IL Consumer Electronics Recycling Act) is with one day collection events or a permanent collection site. For calendar year 2019 the County has chosen to conduct four, one-day collection events. It also has the option each year as part of the opt in process under the law to trade the one-day collection events for 1 permanent collection site.
- R.12 The County should work with the Sheriff and other local police departments to establish a network of drop-off locations for pharmaceuticals. If law enforcement is interested in pursuing a program, the County should apply to the IEPA's Medication Take Back Program by the June 1 deadline (each year this is the deadline, for fiscal year 2019 the IEPA has allocated \$1 million to cover costs for pharmaceutical collection and destruction). This program provides for the collection and destruction of the drugs, at no cost to local law enforcement.
- R.13 The County should work with the City of Springfield to plan for and fund a household hazardous waste (HHW) collection event open to all residents of the County, at least on an every other year basis. It is strongly encouraged the HHW event be on an appointment basis so the program costs and logistics can be better managed.
- R.14 The County should enroll in the IEPA's tire collection program for local units of government at least once every three years. Under this program, tires collected by units of local government are collected by IEPA's tire vendor at no cost to the local governments. The County should consider expanding this event to include tires from residents, with a fee required from the residents to cover the costs of managing the tires (the IEPA's program no longer accepts tires at no cost from residents). The Sangamon County Health Department may be able to reduce these fees by utilizing money it receives from the State to combat mosquitos.
- R.15 Municipalities that have landscape waste collection as part of the services offered to residents should consider adding food scraps to the list of acceptable material in the program (in addition to grass, leaves and small limbs). Part of the planning for such a program must include the compost site where the material is taken to ensure the site is permitted to accept food scraps as an addition to the landscape waste.

4.2.4 Landfilling

- L.1 Given the existing capacity in the Sangamon Valley Landfill (approximately 18 years) there is no need for a landfill expansion or new landfill in Sangamon County during this five-year planning period (2018-2023). Sangamon County will continue to rely on landfilling as its primary municipal waste disposal method. Any proposed landfill



expansion or new landfill proposed during the 2018 to 2023 planning period shall be deemed inconsistent with the County's Solid Waste Management Plan.

- L.2 The host agreement requirements outlined in the 2006 Plan Update are still applicable under this 2018 Plan Update. More specifically, any landfill expansion or new landfill, regardless of its location in the County shall be required to negotiate and approve a host agreement with Sangamon County prior to filing for local siting approval. The conditions listed in the 2006 Plan Update are also applicable under this Plan Update.

4.2.5 Waste Transfer Stations

- T.1 There is one operating waste transfer station in Sangamon County located in the City of Springfield and owned and operated by Waste Management, Inc. Given this existing facility and the significant capacity remaining in the Sangamon Valley Landfill, there is no need for a new waste transfer station in Sangamon County during this five-year planning period (2018-2023). Any new waste transfer station proposed during the 2018 to 2023 planning period shall be deemed inconsistent with the County's Solid Waste Management Plan.

4.2.6 All Other Disposal Technologies

- D.1 Given the existing landfill disposal capacity at the Sangamon Valley Landfill there is no need for any other type of disposal facility to be sited and developed in the County, this includes incineration for energy recovery, incineration for volume reduction, waste conversion technologies (gasification and pyrolysis), or composting of mixed municipal waste. Any new disposal technology proposed during the 2018 to 2023 planning period shall be deemed inconsistent with the County's Solid Waste Management Plan.

4.2.7 Organization and Administration

- O.1 The County should appoint a part-time Recycling Coordinator by January 1, 2019 to assist with implementation of the County's Solid Waste Management Plan.
- O.2 The County should continue to work jointly with the Regional Leadership Council to implement the applicable recommendations in the 2018 Plan Update. At least one time per year the County should present an update on progress being made on implementing the 2018 Plan Update's recommendations to the Regional Leadership Council at one of its regular scheduled meetings.
- O.3 The County's Recycling Coordinator and the City of Springfield's Recycling Coordinator should coordinate their efforts and meet on at least a quarterly basis to plan for and implement waste diversion programs in the County.



